





BCU - Flatwater Sprint Racing
Regatta at NWSC, Nottingham
3rd & 4th May 2008
RESULTS



Saturday  **17°C** 
mph 12

Sunday  **14°C** 
mph 10

Promotions

1216	BOA	T. Simmons (J)	to Mens A	3697	RDG	O. Peake	to Mens B
1305	CEL	G. Buggy	to Mens B	0621	RLS	A. Herbert	to Mens B
5134	WOR	T. Phillips	to Mens B	0672	NOT	R. Littlewood	to Mens B
5785	EAL	B. Soregi	to Mens C	5340	BSF	J. Young	to Boys A
5489	SLP	S. McCarthy	to Boys B	5268	BSF	J. Fitzpatick	to Boys B
5839	SDS	T. Sneddon	to Boys B	5764	NOT	C. Duff	to Boys C
5663	RDG	N. Kirchstien	to Boys C	4430	LBZ	N. Garside	to Boys C
0010	NOT	M. Nadal	to Masters A	5580	BOA	M. Escott	to Masters A
0509	WOR	J. Cave	to Masters B	5758	ANK	D. Ricketts	to Masters B
5807	NOT	T. Webb	to Masters B	5691	LBZ	D. Campbell	to Masters C
5535	NOR	G. Rix	to Masters C	3876	NOT	H. Mason	to Womens A
5653	IND N.	Hoogesteger	to Womens C	1235	RDG	A. Churnside	to Girls A
4387	RDG	J. Collins	to Girls A	3119	ADS	M. Middlehurst	to Girls A
5270	WEY	P. Ayres	to Girls A	1276	BAN	L. Ferguson	to Girls A
5523	ELM	R. Simon	to Girls B	5106	BOA	H. Simmons	to Girls B
5160	WOR	E. Lewis	to Girls C	5786	BSF	R. Pinnock	to Girls C
5289	ROY	G. Farrington	to Girls C	5390	ELM	A. Ward	to Girls C
1814	FLA	J. Styan	to Mens A C1				

Demotions

0752	LBZ	D. Slight	to Mens C	5456	NOT	M. Simms	to Mens C
3346	CLM	T. Head	to Mens D	5275	RDG	D. Colyer	to Boys B
5258	LEI	T. Godleman	to Boys C	2544	WOR	M. Hawthorn	Masters B
5444	BSF	R. Baker	to Masters C	2116	BSF	A. Wright	Masters C
4101	SDS	S. Braithewaite	to Womens B				


2008 BCU National Sprint Regatta Entries Deadlines dates - your Club's Entry Form must arrive by the first post on **WEDNESDAY**, 2½ weeks before each regatta,

National Regatta 7 & 8 June 08,

National Sprint Championships 5 & 6 July 08,

Inter-Club 6 & 7 Sept 08 NWSC

Registration of Paddlers, Registration Officer for Club Colour's & Regatta Entries, to BCU Flat Water Sprint Regatta Organiser
Peter Morley, 17 Springfield Road, Guildford, Surrey **GU1 4DW**

Tel/Fax  01483 571996 Email: peter.c.morley@btinternet.com

BCU National Flatwater Sprint Racing Regatta – 3 & 4 May 2008
National Water Sports Centre – Holme Peirrepoint, Nottingham

Class: BOYS A

Race: 12 Boys A K1 500m Heat 1
1 3 WEY M CHILDERSTONE 1:54.44
2 1 EXE T SHARPE 1:55.37
3 7 WEY M WELCH 1:56.04
4 8 ROY O GIBSON 1:57.09
5 4 LEI M HAMPTON 2:01.78
6 9 ROY S DIXON 2:02.66
7 6 SOR R VINCENT 2:03.37
8 5 RDG D COLYER 2:06.04

Race: 13 Boys A K1 500m Heat 2
1 3 BOA T SIMMONS 1:54.24
2 5 RDG P EDE 1:54.56
3 1 WEY M LAMBERT 1:54.97
4 2 ELM D BARBER 1:56.00
5 6 LEI M CONNELLY 1:56.03
6 4 RDG J SEALEY 1:56.25
7 8 ROY J STADDON 1:59.16
8 7 CLM P WILKES 2:01.53
9 9 SDS S PATTERSON 2:05.75

Race: 46 Boys A K1 500m FINAL 1
1 4 BOA T SIMMONS 1:51.96
2 3 RDG P EDE 1:52.93
3 7 WEY M WELCH 1:53.56
4 5 WEY M CHILDERSTONE 1:54.93
5 2 WEY M LAMBERT 1:55.25
6 1 ELM D BARBER 1:55.29
7 8 ROY O GIBSON 1:55.93
8 9 LEI M CONNELLY 1:56.95
9 6 EXE T SHARPE 1:57.59

Race: 47 Boys A K1 500m FINAL 2
1 6 RDG J SEALEY 1:57.70
2 3 SOR R VINCENT 1:59.22
3 7 ROY J STADDON 1:59.65
4 5 LEI M HAMPTON 2:01.55
5 4 ROY S DIXON 2:02.95
6 8 CLM P WILKES 2:02.99
7 1 SDS S PATTERSON 2:03.70
8 2 RDG D COLYER 2:06.33

Race: 176 Boys A K1 1000m Heat 1
1 6 BOA T SIMMONS 3:58.62
2 2 RDG P EDE 3:58.91
3 5 EXE T SHARPE 4:01.02
4 3 WEY M CHILDERSTONE 4:01.66
5 9 ELM D BARBER 4:03.52
6 4 LEI M CONNELLY 4:10.94
7 7 SDS S PATTERSON 4:13.91
8 1 LEI M HAMPTON 4:19.28
9 8 RDG D COLYER 4:46.88

Race: 177 Boys A K1 1000m Heat 2
1 5 WEY M WELCH 4:01.51
2 6 RDG J SEALEY 4:02.59
3 1 ROY J STADDON 4:02.66
4 3 WEY M LAMBERT 4:03.48
5 4 ROY O GIBSON 4:05.61
6 2 CLM P WILKES 4:10.10
7 8 ROY S DIXON 4:12.50
8 9 IND K GAUL 4:23.76

Race: 217 Boys A K1 1000m FINAL 1
1 5 BOA T SIMMONS 3:51.85
2 4 WEY M WELCH 3:53.12
3 6 RDG P EDE 3:56.39
4 8 WEY M CHILDERSTONE 3:57.99
5 9 ELM D BARBER 3:59.05
6 7 EXE T SHARPE 4:00.55
7 3 RDG J SEALEY 4:02.74
8 2 ROY J STADDON 4:03.62
9 1 WEY M LAMBERT 4:04.16

Race: 218 Boys A K1 1000m FINAL 2
1 5 ROY O GIBSON 4:02.96
2 4 LEI M CONNELLY 4:04.81
3 7 ROY S DIXON 4:07.88
4 6 CLM P WILKES 4:08.04
5 3 SDS S PATTERSON 4:11.33
6 2 LEI M HAMPTON 4:16.15
7 8 IND K GAUL 4:18.74
8 1 RDG D COLYER 4:20.41

Race: 85 Boys A K2 500m FINAL
1 3 BOA SIMMONS/WELCH(WEY) 1:44.91
2 1 RDG LAMBERT/SEALEY(WEY) 1:47.56
3 5 WEY CHILDERSTONE/GIBSON(R) 1:48.03
4 4 RDG CONNELLY/COLYER(LEI) 1:50.80
5 8 LEI HAMPTON/VINCENT(SOA) 1:53.35
6 6 ROY STADDON/DIXON 1:55.32
7 2 SDS PATTERSON/JORDAN(MAI) 1:59.41

Race: 259 Boys A K2 1000m FINAL
1 3 WEY CHILDERSTONE/WELCH 3:37.48
2 2 BOA SIMMONS/GIBSON(ROY) 3:42.08
3 7 WEY LAMBERT/SEALEY(RDG) 3:47.40
4 6 ROY STADDON/DIXON 3:54.53
5 5 RDG CONNELLY(LEI)/COLYER 4:01.35

Class: BOYS B

Race: 14 Boys B K1 500m Heat 1
1 5 BSF J YOUNG 2:01.12
2 7 WEY S DRISCOLL 2:04.98
3 6 WOR J TYE 2:05.88
4 2 SLP J CORRIGAN 2:06.69
5 3 BOA J WEBSTER 2:07.47
6 1 WEY J CORDERY 2:08.06
7 8 ADS T DEACON 2:11.26
8 4 NOR O RIX 2:12.40

Race: 15 Boys B K1 500m Heat 2
1 7 ROY A FOSTER 2:06.16
2 3 NOR L ALLEN 2:06.93
3 5 SLP J MURPHY 2:06.97
4 8 CLM R TAYLOR 2:07.89
5 4 BSF R WALKINSHAW 2:09.47
6 6 ELM A LOVEDAY 2:12.67
7 1 WEY C WELCH 2:14.41

Race: 16 Boys B K1 500m Heat 3
1 1 ELM M SIMON 2:03.24
2 4 SOU S WILLIS 2:05.77
3 5 LEI A JOY 2:05.95
4 3 BSF T BRETT 2:08.69
5 6 BUR M BOWLEY 2:09.94
6 8 BAN M MCLEAN 2:10.44
7 2 LBZ J LEITCH 2:11.17
8 7 LEI T GODLEMAN 2:15.80

Race: 17 Boys B K1 500m Heat 4
1 2 MAI A JORDAN 2:03.27
2 4 LEA M MILLS 2:05.93
3 7 LBZ C SILLITOE 2:07.58
4 6 BAN J STONE 2:07.92
5 1 CLM M WILKES 2:08.13
6 5 ELM J THOMAS 2:09.47
7 3 RDG B COLYER 2:10.02

Race: 61 Boys B K1 500m FINAL 1
1 5 BSF J YOUNG 2:02.03
2 6 MAI A JORDAN 2:03.72
3 4 ELM M SIMON 2:03.75
4 1 LEI A JOY 2:03.87
5 2 WOR J TYE 2:05.27
6 3 WEY S DRISCOLL 2:05.29
7 7 SOU S WILLIS 2:09.92
8 9 ROY A FOSTER 2:10.35
9 8 LEA M MILLS 2:14.61

Race: 62 Boys B K1 500m FINAL 2
1 3 BOA J WEBSTER 2:08.97
2 4 NOR L ALLEN 2:10.09
3 6 SLP J MURPHY 2:10.27
4 9 CLM M WILKES 2:10.57
5 2 CLM R TAYLOR 2:10.78
6 1 WEY J CORDERY 2:10.84
7 5 SLP J CORRIGAN 2:10.96
8 7 LBZ C SILLITOE 2:13.33
9 8 BAN J STONE 2:13.48

Race: 210 Boys B K1 1000m Heat 1
1 1 ELM J THOMAS 4:17.48
2 6 ROY A FOSTER 4:18.78
3 3 WOR J TYE 4:19.59
4 4 CLM M WILKES 4:20.04
5 7 SLP J MURPHY 4:21.76
6 8 SLP J CORRIGAN 4:22.32
7 2 CLM R TAYLOR 4:28.58
8 5 BSF R WALKINSHAW 4:30.76

Race: 211 Boys B K1 1000m Heat 2
1 2 NOR L ALLEN 4:20.66
2 4 NOR O RIX 4:25.54
3 8 ADS T DEACON 4:26.46
4 3 WEY C WELCH 4:27.37
5 5 LBZ J LEITCH 4:28.34
6 6 ELM A LOVEDAY 4:34.32
7 7 BAN J STONE 4:36.94

Race: 212 Boys B K1 1000m Heat 3
1 5 MAI A JORDAN 4:19.66
2 4 WEY S DRISCOLL 4:24.00
3 6 LEA M MILLS 4:25.11
4 2 BAN M MCLEAN 4:26.99
5 3 BSF T BRETT 4:27.54
6 1 BUR M BOWLEY 4:28.86
7 7 RDG B COLYER 4:32.67

Race: 213 Boys B K1 1000m Heat 4
1 4 BSF J YOUNG 4:16.89
2 6 ELM M SIMON 4:19.88
3 2 BOA J WEBSTER 4:26.86
4 1 SOU S WILLIS 4:26.96
5 5 LEI A JOY 4:29.18
6 3 WEY J CORDERY 4:36.94
7 7 LEI T GODLEMAN 4:47.13

Race: 244 Boys B K1 1000m FINAL 1
1 5 BSF J YOUNG 4:11.44
2 7 MAI A JORDAN 4:11.50
3 2 ELM M SIMON 4:16.09
4 1 NOR L ALLEN 4:18.60
5 3 WOR J TYE 4:19.20
6 8 CLM M WILKES 4:19.76
7 6 ROY A FOSTER 4:20.03
8 9 SLP J MURPHY 4:23.40

Race: 245 Boys B K1 1000m FINAL 2
1 2 BOA J WEBSTER 4:20.56
2 4 WEY S DRISCOLL 4:21.46
3 5 SLP J CORRIGAN 4:25.48
4 1 BAN M MCLEAN 4:26.02
5 6 LEA M MILLS 4:26.51
6 8 SOU S WILLIS 4:26.85
7 3 NOR O RIX 4:32.05
8 7 ADS T DEACON 4:32.18
9 9 WEY C WELCH 4:33.04

Race: 92 Boys B K2 500m Heat 1
1 2 SLP CORRIGAN/MURPHY 1:57.35
2 3 LEA MILLS/DRISCOLL(WEY) 1:58.33
3 7 BAN STONE/JOY(LEI) 2:00.66
4 4 RDG COLYER/BOWLEY(BUR) 2:01.36
5 1 LBZ LEITCH/SILLITOE 2:03.58
6 6 NOR RIX/WILLIS 2:06.83
7 5 WEY WELCH/CORDERY 2:07.91

Race: 93 Boys B K2 500m Heat 2
1 1 CLM WILKES/TAYLOR 1:57.56
2 6 BOA WEBSTER/MCLEAN(BAN) 1:59.92
3 2 WOR TYE/DEACON(ADS) 2:00.51
4 3 ELM THOMAS/LOVEDAY 2:02.76
5 4 BSF WALKINSHAW/BRETT 2:05.38
6 5 LEI SIMON/LUNN(ELM) 2:06.73

Race: 119 Boys B K2 500m FINAL
1 3 BOA WEBSTER/MCLEAN(BAN) 1:59.66
2 5 SLP CORRIGAN/MURPHY 2:00.46
3 2 BAN STONE/JOY(LEI) 2:01.14
4 6 LEA MILLS/DRISCOLL(WEY) 2:02.15
5 8 RDG COLYER/BOWLEY(BUR) 2:02.16
4 6 CLM WILKES/TAYLOR 2:05.37
7 7 WOR TYE/DEACON(ADS) 2:05.58
8 1 ELM THOMAS/LOVEDAY 2:05.95
9 9 LBZ LEITCH/SILLITOE 2:14.07

Race: 157 Boys B K2 1000m Heat 1
1 2 RDG COLYER/BOWLEY(BUR) 3:57.30
2 1 BAN MCLEAN/WEBSTER(BOA) 3:59.45
3 6 LEA MILLS/DRISCOLL(WEY) 4:03.58
4 5 BAN STONE/JOY(LEI) 4:08.05
5 4 BSF WALKINSHAW/BRETT 4:12.02
6 3 WEY CORDERY/WELSH 4:24.65

Race: 158 Boys B K2 1000m Heat 2
1 6 WOR TYE/DEACON(ADS) 3:59.33
2 1 NOR RIX/WILLIS -SOU 4:01.91
3 4 SLP CORRIGAN/MURPHY 4:04.48
4 2 CLM WILKES/TAYLOR 4:05.79
5 5 ELM THOMAS/LOVEDAY 4:05.85

Race: 178 Boys B K2 1000m FINAL
1 4 WOR TYE/DEACON(ADS) 3:58.46
2 6 BAN MCLEAN/WEBSTER(BOA) 3:59.59
3 7 LEA MILLS/DRISCOLL(WEY) 4:03.13
4 2 SLP CORRIGAN/MURPHY 4:04.78
5 8 CLM WILKES/TAYLOR 4:06.82
6 5 RDG COLYER/BOWLEY(BUR) 4:06.91
7 9 BAN STONE/JOY(LEI) 4:07.64
8 1 ELM THOMAS/LOVEDAY 4:09.78
9 3 NOR RIX/WILLIS -SOU 4:10.80

Race: 133 Boys B/C K4 500m FINAL
1 8 WOR TYE/DEACON(ADS)/JOY(LEI)/STONE(BAN) 1:48.00
2 5 CLM TAYLOR/WILKES/WILKES/YOUNG -BSF 1:50.41
3 2 BOA WEBSTER/MCLEAN/LOVEDAY/THOMAS -BAN-E 1:50.99
4 9 SLP MURPHY/CORRIGAN/MCCARTHY/MITCHELL(CEL) 1:52.49
5 3 NOR HICKS/LINNELL/RIX/ALLEN 1:55.74
6 7 WEY BEYER/WELCH/DRISCOLL/MILLS(BAN) 1:55.79
7 1 LBZ LEITCH/SILLITOE/MATTERSON/HUSSEY 1:56.16
8 4 MAI JORDAN/BANNISTER/CATCHLOVE/KINGSTON 1:57.39
9 6 LBZ BARTOLI/FITZPATRICK/MURPHY/CREAMER(BSF) 2:56.80

Race: 41 Girls D K1 500m FINAL 1
 1 5 WOR E LEWIS 2:23.12
 2 4 ELM A WARD 2:33.33
 3 6 BSF R PINNOCK 2:33.73
 4 7 ROY G FARRINGTON 2:35.76
 5 3 FLA K STYAN 2:36.53
 6 2 BAN A MURPHY 2:37.23
 7 1 ROY E BEER 2:37.38
 8 8 ADS K JACOBS 2:39.63
 9 9 NOT S SETH-KAPOOR 2:45.52

Race: 42 Girls D K1 500m FINAL 2
 1 3 NOR E LINNELL 2:38.46
 2 2 BAN R SEIKA 2:38.63
 3 4 CLM H WALKINTON 2:40.87
 4 7 FOX L GREEHY 2:41.45
 5 6 FOX E ROSE 2:42.68
 6 1 ROY R VORLEY 2:42.91
 7 9 FOX R BULTER 2:43.86
 8 8 LIN E TONNER 2:45.08

Race: 43 Girls D K1 500m FINAL 3
 1 4 WOR E ANDREWS 2:41.39
 2 5 ANK J SYKES 2:43.05
 3 3 BUR S WALTERS 2:44.77
 4 2 LBZ C ELLIS 2:45.46
 5 7 ROY J ADLER 2:46.00
 6 6 CDF A BYLES 2:46.63
 7 1 ROY G RUFF 2:48.44
 8 8 ROY N WILLIAMS 2:48.95
 9 9 RUN A WIGNALL 2:54.84

Race: 229 Girls D K1 1000m Heat 1
 1 5 CDF A BYLES 5:24.28
 2 1 ROY E BEER 5:27.15
 3 4 ROY J ADLER 5:27.73
 4 2 ROY G RUFF 5:38.94
 5 8 CLM L PARKER 5:44.31
 6 3 LBZ J CURTIS 6:06.80
 7 7 LBZ J CAMPBELL 6:24.55

Race: 230 Girls D K1 1000m Heat 2
 1 3 ELM A WARD 5:10.80
 2 1 SDS R SMITH 5:24.16
 3 5 RUN A WIGNALL 5:29.85
 4 2 BAN K STONE 5:34.79
 5 6 BOA H MISSEN 5:35.81
 6 7 ANK E RICKETTS 5:45.59
 7 4 BAN N MCLEAN 5:57.71

Race: 231 Girls D K1 1000m Heat 3
 1 5 ROY G FARRINGTON 5:14.33
 2 6 ADS K JACOBS 5:21.90
 3 7 ROY R VORLEY 5:31.54
 4 1 LBZ C ELLIS 5:31.60
 5 2 BUR S WALTERS 5:35.27
 6 4 NOR H LAKE 5:53.87

Race: 232 Girls D K1 1000m Heat 4
 1 1 BAN A MURPHY 5:18.35
 2 7 FLA K STYAN 5:18.93
 3 5 LBZ E EWINGTON 5:29.66
 4 6 NOT A COBB 5:50.83
 5 4 MAI E WIBREW 6:00.71
 6 2 WOR R GREER 6:03.14
 7 3 LBZ H CROCKER 6:36.87

Race: 233 Girls D K1 1000m Heat 5
 1 7 WOR E LEWIS 4:58.15
 2 1 BSF R PINNOCK 5:13.04
 3 3 LIN E TONNER 5:24.50
 4 5 ANK J SYKES 5:26.61
 5 4 WOR E ANDREWS 5:29.86
 6 2 CLM H WALKINTON 5:36.26
 7 6 NOR A RIX 6:15.24

Race: 263 Girls D K1 1000m FINAL 1
 1 5 WOR E LEWIS 5:03.11
 2 4 ELM A WARD 5:11.19
 3 3 ROY G FARRINGTON 5:14.18
 4 6 BSF R PINNOCK 5:15.00
 5 7 BAN A MURPHY 5:15.77
 6 2 FLA K STYAN 5:16.52
 7 9 CDF A BYLES 5:23.87
 8 8 ADS K JACOBS 5:24.20
 9 1 SDS R SMITH 5:32.45

Race: 264 Girls D K1 1000m FINAL 2
 1 6 ROY E BEER 5:24.44
 2 9 LBZ C ELLIS 5:28.10
 3 5 LIN E TONNER 5:28.31
 4 4 ANK J SYKES 5:29.66
 5 8 WOR E ANDREWS 5:29.83
 6 7 LBZ E EWINGTON 5:30.68
 7 1 ROY R VORLEY 5:31.53
 8 3 ROY J ADLER 5:34.75
 9 2 RUN A WIGNALL 5:39.29

Race: 265 Girls D K1 1000m FINAL 3
 1 7 ROY G RUFF 5:32.50
 2 3 CLM H WALKINTON 5:37.65
 3 6 BOA H MISSEN 5:40.52
 4 9 NOR H LAKE 5:43.26
 5 5 BAN K STONE 5:43.63
 6 1 NOT A COBB 5:46.98
 7 8 ANK E RICKETTS 5:48.37
 8 2 CLM L PARKER 5:50.10

Race: 86 Girls D K2 500m Heat 1
 1 5 WOR LEWIS/ANDREWS 2:22.16
 2 4 BSF PINNOCK/WALKINTON(CLM) 2:22.65
 3 6 NOT BOLD/NASH 2:26.58
 4 1 FLA STYAN/TRAIN 2:27.01
 5 2 ROY VORLEY/ADLER 2:32.50
 6 7 ROY RUFF/WILLIAMS 2:33.33
 7 3 WOR GREER/WALTERS(BUR) 2:37.90

Race: 87 Girls D K2 500m Heat 2
 1 2 ROY BEER/FARRINGTON 2:25.30
 2 4 NOR LINNELL/LAKE 2:29.06
 3 6 FOX ROSE/GREEHY 2:29.64
 4 3 BOA MISSEN/MEREDITH 2:35.99
 5 1 RUN WIGNALL/RICKETTS (ANK) 2:36.16
 6 7 ADS OWEN/BROOKES (RUN) 2:54.50

Race: 88 Girls D K2 500m Heat 3
 1 2 LBZ EWINGTON/ELLIS 2:30.58
 2 4 BAN STONE/MURPHY 2:33.18
 3 6 BAN MCLEAN/SEIKA 2:41.58
 4 1 LBZ CURTIS/CAMPBELL 2:48.80
 5 5 LBZ ROBINSON/CROCKER 3:12.26

Race: 104 Girls D K2 500m FINAL 1
 1 5 WOR LEWIS/ANDREWS 2:21.43
 2 4 BSF PINNOCK/WALKINTON(CLM) 2:23.06
 3 3 NOT BOLD/NASH 2:25.92
 4 1 LBZ EWINGTON/ELLIS 2:26.24
 5 7 FLA STYAN/TRAIN 2:26.91
 6 6 ROY BEER/FARRINGTON 2:27.02
 7 2 NOR LINNELL/LAKE 2:29.13
 8 8 FOX ROSE/GREEHY 2:32.20
 9 9 ROY VORLEY/ADLER 2:32.81

Race: 105 Girls D K2 500m FINAL 2
 1 5 BAN STONE/MURPHY 2:32.50
 2 4 ROY RUFF/WILLIAMS 2:33.85
 3 2 BAN MCLEAN/SEIKA 2:36.34
 4 3 RUN WIGNALL/RICKETTS (ANK) 2:37.31
 5 6 BOA MISSEN/MEREDITH 2:37.43
 6 1 ADS OWEN/BROOKES (RUN) 2:42.38
 7 7 WOR GREER/WALTERS (BUR) 2:43.76
 8 8 LBZ CURTIS/CAMPBELL 2:54.01
 9 9 LBZ ROBINSON/CROCKER 3:11.07

Race: 189 Girls D K2 1000m Heat 1
 1 3 WOR LEWIS/ANDREWS 4:57.15
 2 1 BSF PINNOCK/WALKINTON(CLM) 5:01.79
 3 2 FLA STYAN/TRAIN 5:06.81
 4 7 LBZ EWINGTON/ELLIS 5:07.42
 5 8 ROY BEER/WILLIAMS 5:07.50
 6 6 NOR LINNELL/LAKE 5:13.79
 7 4 WOR GREER/WALTERS -BUR 5:35.63
 8 5 ADS OWEN/BROOKES (RUN) 5:52.67

Race: 190 Girls D K2 1000m Heat 2
 1 6 ROY VORLEY/ADLER 5:03.50
 2 7 ROY RUFF/FARRINGTON 5:08.01
 3 8 BAN MURPHY/MURPHY 5:13.35
 4 1 RUN WIGNALL/RICKETTS (ANK) 5:15.60
 5 2 BOA MISSEN/MEREDITH 5:28.06
 6 3 BAN MCLEAN/STONE 5:34.45
 7 5 LBZ CURTIS/CAMPBELL 5:45.68

Race: 206 Girls D K2 1000m FINAL
 1 5 WOR LEWIS/ANDREWS 4:56.64
 2 4 BSF PINNOCK/WALKINTON(CLM) 4:58.94
 3 6 ROY VORLEY/ADLER 5:02.08
 4 3 FLA STYAN/TRAIN 5:07.77
 5 7 LBZ EWINGTON/ELLIS 5:07.83
 6 8 ROY RUFF/FARRINGTON 5:08.37
 7 9 NOR LINNELL/LAKE 5:14.03
 8 2 ROY BEER/WILLIAMS 5:15.29
 9 1 BAN MURPHY/MURPHY 5:22.41

Race: 132 Girls D K4 500m FINAL
 1 1 WOR LEWIS/ANDREWS/GREER/WALTERS (BUR) 2:12.42
 2 6 ELM WARD/MISSEN/STONE/VORLEY (BAN BOA WALKINTON/PARKER/PINNOCK/MEREDITH -BSF) 2:16.69
 3 5 CLM WALKINTON/PARKER/PINNOCK/MEREDITH -BSF 2:17.41
 4 9 FOX ROSE/DAW/BULTER/GREEHY 2:18.45
 5 3 BAN MCLEAN/SEIKA/MURPHY/TONNER (LIN) 2:19.46
 6 4 ROY WILLIAMS/BEER/FARRINGTON/RUFF 2:24.15
 7 7 NOR HICKS/LINNELL/LAKE/RIX 2:26.39
 8 2 LBZ EWINGTON/ELLIS/ROBINSON/CURTIS 2:31.40
 9 8 LBZ CROCKER/CAMPBELL/WIGNALL/FOLEY -RUN 2:43.55

Race: 156 Girls D K4 1000m FINAL
 1 3 WOR LEWIS/ANDREWS/GREER/WALTERS -BUR 4:24.41
 2 1 CLM WALKINTON/PARKER/PINNOCK/MEREDITH (BSF) 4:30.74
 3 5 ROY WILLIAMS/BEER/FARRINGTON/RUFF 4:34.33
 4 2 BAN MCLEAN/TRAIN/MURPHY/MURPHY (FLA) 4:36.78
 5 6 ELM WARD/STONE/CROCKER/MISSEN -BAN-L 4:37.01
 6 4 NOR HICKS/LINNELL/LAKE/RIX 4:47.14
 7 7 LBZ EWINGTON/ELLIS/CAMPBELL/CURTIS 4:49.97

Class: MENS A

Race: 65 Mens A K1 500m Heat 1
 1 3 ROY J BOYTON 1:48.02
 2 4 SLP B MALONEY 1:48.27
 3 7 ADS T HIDE 1:48.43
 4 8 ELM E RUTHERFORD 1:50.13
 5 2 RIC B STEAD 1:50.54
 6 6 WEY D TERRY 1:50.74
 7 5 WEY J SIMMONS 1:51.16

Race: 66 Mens A K1 500m Heat 2
 1 2 NOT T BRABANTS 1:45.81
 2 3 WEY L HEATH 1:48.18
 3 6 WEY E COX 1:49.04
 4 5 LBZ B HAYNES 1:49.79
 5 1 ROY C SEARS 1:50.83
 6 8 ELM R BEER 1:51.56
 7 7 RIC B IRVINE 1:53.29
 8 4 ELM J SAWERS 1:55.79

Race: 67 Mens A K1 500m Heat 3
 1 1 ELM B BROWN 1:46.91
 2 6 ELM B FARRELL 1:47.57
 3 3 RDG T DANIELS 1:47.69
 4 7 ADS K REEVES 1:48.66
 5 4 ROY S HASTINGS 1:49.24
 6 2 ELM B PARFITT 1:52.74

Race: 83 Mens A K1 500m FINAL 1
 1 4 NOT T BRABANTS 1:44.47
 2 2 ELM B FARRELL 1:47.42
 3 3 SLP B MALONEY 1:48.42
 4 1 WEY E COX 1:48.90
 5 6 ELM B BROWN 1:49.34
 6 5 ROY J BOYTON 1:49.94
 7 9 RDG T DANIELS 1:50.78
 8 7 WEY L HEATH 1:50.99
 9 8 ADS T HIDE 1:51.62

Race: 84 Mens A K1 500m FINAL 2
 1 2 ROY S HASTINGS 1:48.39
 2 6 ADS K REEVES 1:50.00
 3 4 LBZ B HAYNES 1:50.26
 4 5 ELM E RUTHERFORD 1:51.30
 5 7 ROY C SEARS 1:51.99
 6 3 RIC B STEAD 1:52.30
 7 8 WEY D TERRY 1:53.50
 8 9 ELM B PARFITT 1:54.13
 9 1 ELM R BEER 1:55.80

Race: 128 Mens A K1 200m FINAL
 1 1 BOA E MCKEEVER 38.24
 2 4 WEY L HEATH 39.22
 3 5 RIC B STEAD 39.76
 4 7 ROY S HASTINGS 41.18
 5 2 RIC B IRVINE 41.39

Race: 219 Mens A K1 1000m Heat 1
 1 6 WEY D TERRY 3:50.29
 2 7 ADS K REEVES 3:50.90
 3 4 ADS T HIDE 3:51.36
 4 8 ELM B FARRELL 3:53.80
 5 3 RIC B STEAD 3:59.50
 6 5 LBZ B HAYNES 4:05.45

Race: 220 Mens A K1 1000m Heat 2
 1 2 NOT T BRABANTS 3:35.24
 2 6 ROY S HASTINGS 3:40.47
 3 3 RDG T DANIELS 3:41.70
 4 8 ELM B FARRELL 3:41.96
 5 5 WEY J SIMMONS 3:56.28
 6 4 SLP B MALONEY 3:57.73
 7 7 RIC B IRVINE 4:04.32

Race: 221 Mens A K1 1000m Heat 3
 1 3 WEY P WYCHERLEY 3:46.90
 2 1 ROY J BOYTON 3:47.37
 3 5 ELM E RUTHERFORD 3:47.77
 4 8 ELM R BEER 3:48.63
 5 4 ELM J SAWERS 3:51.23
 6 6 ROY C SEARS 3:59.31

Race: 240 Mens A K1 1000m FINAL 1
 1 4 NOT T BRABANTS 3:35.71
 2 6 WEY P WYCHERLEY 3:41.40
 3 2 ROY J BOYTON 3:41.98
 4 7 ROY S HASTINGS 3:43.24
 5 9 ELM E RUTHERFORD 3:44.62
 6 5 WEY D TERRY 3:45.81
 7 8 ADS T HIDE 3:55.35
 8 3 ADS K REEVES 3:55.98
 9 1 RDG T DANIELS 3:56.19

Race: 241 Mens A K1 1000m FINAL 2
 1 8 LBZ B HAYNES 3:46.96
 2 9 ROY C SEARS 3:50.67
 3 7 WEY J SIMMONS 3:51.64
 4 2 ELM J SAWERS 3:52.21
 5 3 RIC B STEAD 3:53.30
 6 5 ELM B PARFITT 3:55.78
 7 6 ELM R BEER 3:59.47
 8 4 ELM B FARRELL 4:00.89

Race: 35 Mens A K2 500m FINAL
 1 3 ORS MCKEEVER/WYCHERLEY 1:36.29
 2 5 ORS BROWN/SCHOFIELD 1:36.67
 3 4 CEL WATKINS/FLEMING 1:37.16
 4 6 ORS COX/DANIELS 1:38.94
 5 2 ORS BOYTON/HEATH 1:39.54
 6 7 SLP MAJCHRZAK/EGAN 1:43.40
 7 8 RUN FORBES/MAYERS -RLS 1:47.17
 8 1 RIC IRVINE/STEAD 1:48.82

Race: 162 Mens A K2 1000m Heat 1
 1 6 ORS MCKEEVER/WYCHERLEY 3:32.63
 2 1 RIC IRVINE/STEAD 3:34.52
 3 5 SLP MAJCHRZAKE/EGAN 3:34.66
 4 4 ORS SEARS/SIMMONS 3:36.30
 5 2 RLS FORBES/MAYERS (RUN) 3:37.03
 6 7 ORS HIDE/POOLE 3:38.24

Race: 163 Mens A K2 1000m Heat 2
 1 7 SLP WATKINS/FLEMING (CEL) 3:28.99
 2 6 ORS COX/DANIELS 3:29.67
 3 3 ORS BROWN/SCHOFIELD 3:29.84
 4 1 ORS BOYTON/HEATH 3:30.52
 5 2 ORS HAYNES/PENDLE 3:31.34

Race: 188 Mens A K2 1000m FINAL
 1 4 SLP WATKINS/FLEMING (CEL) 3:25.89
 2 2 ORS BROWN/SCHOFIELD 3:26.14
 3 5 ORS MCKEEVER/WYCHERLEY 3:27.84
 4 3 ORS COX/DANIELS 3:29.86
 5 9 ORS HAYNES/PENDLE 3:32.74
 6 1 ORS BOYTON/HEATH 3:33.28
 7 6 RIC IRVINE/STEAD 3:35.88
 8 8 ORS SEARS/SIMMONS 3:37.71
 9 7 SLP MAJCHRZAKE/EGAN 3:39.69

Race: 101 Mens A/B K4 500m FINAL
 1 6 ORS COX/DANIELS/FARRELL/DANIELS 1:31.12
 2 5 JRS TERRY/HIDE/PARFITT/RUTHERFORD 1:32.71
 3 4 ORS BEER/HAYNES/REEVES/BOYTON 1:32.72
 4 3 JRS LAMBERT/CHILDERSTONE/SIMMONDS/WELCH 1:38.15
 5 2 RDG SEAFORD/LANG/PEAKE/BENNETT 1:44.10

Race: 258 Mens A/B K4 1000m FINAL
 1 1 ORS BROWN/SCHOFIELD/MCKEEVER/WYCHERLEY 3:07.67
 2 2 JRS TERRY/HIDE/PARFITT/RUTHERFORD 3:09.70
 3 5 ORS COX/DANIELS/FARRELL/DANIELS 3:12.67
 4 6 ORS BEER/HAYNES/BOYTON/REEVES 3:16.76
 5 3 ORS SAWERS/SIMMONS/SEARS/PENDLE 3:18.88
 6 4 JRS WELCH/SIMMONDS/CHILDERSTONE/SEALEY 3:26.65
 7 7 RDG SEAFORD/LANG/PEAKE/BENNETT 3:36.46

Class: MENS B

Race: 1 Mens B K2 500m FINAL
 1 2 CEL FLEMING/MARCHETTI 1:45.30
 2 4 EXE WRIGHT/MAYCOCK 1:47.31
 3 6 RLS FARRINGTON/LOVE 1:49.91
 4 3 RDG SEAFORD/LANG 1:49.96
 RDG/CLM Bennett/Bradshaw DNS

Race: 32 Mens B K1 500m Heat 1
 1 4 NOR T PENDLE 1:58.43
 2 6 SLP M STREVENS 1:59.43
 3 5 CLM B BRADSHAW 2:00.11
 4 7 SLP L O-SULLIVAN 2:01.57
 5 1 FOX P LANNIGHAN 2:03.73
 6 8 WEY M WALSH 2:04.45
 7 2 RDG D SEAFORD 2:04.52
 8 3 NOT M SIMS 2:05.79

Race: 33 Mens B K1 500m Heat 2
 1 3 CEL S MARCHETTI 1:54.33
 2 6 CEL C FLEMING 1:59.04
 3 7 BUR T LAWRENSON 2:00.02
 4 2 WEY A CROUCHER 2:00.81
 5 5 RLS T LOVE 2:02.75

Race: 34 Mens B K1 500m Heat 3
 1 4 ROY R POOLE 1:56.99
 2 1 EXE A MAYCOCK 1:57.15
 3 5 RLS R FARRINGTON 1:58.87
 4 6 ADS M HIDE 2:00.65
 5 2 RLS R SORENY 2:02.44
 6 3 EXE M WRIGHT 2:04.02
 7 7 LBZ D SLIGHT 2:07.39

Race: 59 Mens B K1 500m FINAL 1
 1 5 CEL S MARCHETTI 1:53.40
 2 4 ROY R POOLE 1:54.71
 3 3 NOR T PENDLE 1:55.40
 4 6 EXE A MAYCOCK 1:56.48
 5 2 CEL C FLEMING 1:56.54
 6 1 BUR T LAWRENSON 1:58.24
 7 7 RLS R FARRINGTON 1:58.46
 8 9 CLM B BRADSHAW 1:58.64
 9 8 SLP M STREVENS 2:01.13

Race: 60 Mens B K1 500m FINAL 2
 1 5 ADS M HIDE 1:59.01
 2 7 RLS T LOVE 1:59.79
 3 6 SLP L O-SULLIVAN 1:59.95
 4 4 WEY A CROUCHER 2:00.69
 5 1 WEY M WALSH 2:01.79
 6 3 RLS R SORENY 2:02.41
 7 8 EXE M WRIGHT 2:03.60
 8 9 RDG D SEAFORD 2:04.25

Race: 116 Mens B K1 200m Heat 1
 1 1 BUR T LAWRENSON 42.30
 2 9 CLM B BRADSHAW 43.34
 3 7 SLP M STREVENS 44.06
 4 3 RUN J MAYERS 44.48
 5 2 RLS R SORENY 45.06
 6 6 LBZ D SLIGHT 45.13
 7 4 WEY M WALSH 46.66
 8 5 FOX P LANNIGHAN 47.14
 9 8 NOT M SIMS 47.90

Race: 117 Mens B K1 200m Heat 2
 1 1 CEL S MARCHETTI 40.87
 2 7 EXE A MAYCOCK 43.48
 3 3 WEY R AYRES 43.76
 4 2 RLS T LOVE 44.30
 5 5 RLS R FARRINGTON 44.52
 6 8 SLP L O-SULLIVAN 45.51
 7 6 EXE M WRIGHT 46.18

Race: 134 Mens B K1 200m FINAL
 1 5 CEL S MARCHETTI 40.69
 2 2 SLP STREVENS 42.05
 3 3 EXE A MAYCOCK 42.37
 4 4 BUR T LAWRENSON 42.81
 5 7 WEY R AYRES 43.39
 6 6 CLM B BRADSHAW 43.53
 7 8 RLS T LOVE 44.60
 8 9 RLS R FARRINGTON 45.16

Race: 183 Mens B K1 1000m Heat 1
 1 8 NOR T PENDLE 4:05.22
 2 3 RLS R FARRINGTON 4:06.67
 3 2 BUR T LAWRENSON 4:08.07
 4 6 SLP L O-SULLIVAN 4:10.52
 5 7 CLM B BRADSHAW 4:13.01

Race: 184 Mens B K1 1000m Heat 2
 1 7 EXE A MAYCOCK 4:10.19
 2 6 SLP STREVENS 4:12.03
 3 4 CEL C FLEMING 4:12.83
 4 3 FOX P LANNIGHAN 4:17.81
 5 5 LBZ D SLIGHT 4:19.09
 6 1 EXE M WRIGHT 4:20.80

Race: 185 Mens B K1 1000m Heat 3
 1 1 ADS M HIDE 4:06.72
 2 6 ROY R POOLE 4:08.23
 3 3 WEY A CROUCHER 4:14.68
 4 7 WEY M WALSH 4:18.96
 5 2 RDG D SEAFORD 4:19.02
 6 4 NOT M SIMS 4:32.32

Race: 222 Mens B K1 m FINAL 1
 1 5 NOR T PENDLE 3:54.18
 2 7 ROY R POOLE 3:55.71
 3 6 ADS M HIDE 3:59.67
 4 2 EXE A MAYCOCK 4:02.02
 5 4 RLS R FARRINGTON 4:04.73
 6 1 SLP STREVENS 4:04.82
 7 3 BUR T LAWRENSON 4:05.07
 8 9 CEL C FLEMING 4:07.19
 9 8 SLP L O-SULLIVAN 4:11.70

Race: 223 Mens B K1 1000m FINAL 2
 1 8 EXE M WRIGHT 4:16.52
 2 7 RDG D SEAFORD 4:18.67
 3 2 LBZ D SLIGHT 4:19.14
 4 4 WEY A CROUCHER 4:20.21
 5 3 WEY M WALSH 4:20.91
 6 5 CLM B BRADSHAW 4:21.57
 7 1 NOT M SIMS 4:25.42

Race: 149 Mens A/B K2 200m FINAL
 1 1 SLP MAJCHRZAKE/EGAN 35.47
 2 5 CEL FLEMING/MARCHETTI 37.34
 3 6 RLS FORBES/MAYERS (RUN) 39.59
 4 4 RDG BENNETT/BRADSHAW -CLM 39.93
 5 2 RDG SEAFORD/LANG 40.01
 6 7 RLS FARRINGTON/LOVE 42.23
 7 3 FOX LANNIGHAN/SIMMS (NOT) 42.48

Race: 164 Mens B K2 1000m FINAL
 1 6 CEL FLEMING/MARCHETTI 3:42.54
 2 4 EXE WRIGHT/MAYCOCK 3:44.53
 3 1 RLS FARRINGTON/LOVE 3:44.86
 4 2 RDG BENNETT/BRADSHAW (CLM) 3:49.00
 5 5 RDG SEAFORD/LANG 3:49.34
 FOX/NOT Lannighan/Simms DNS

Class: Mens C

Race: 57 Mens C K1 500m Heat 1
 1 2 RLS A HERBENT 2:03.95
 2 1 WOK J KEEBLE 2:05.51
 3 6 SOU F REVILLA 2:05.95
 4 3 LIN D OLIVER 2:06.89
 5 7 WEY P YATES 2:09.70
 6 5 RDG S BENNETT 2:09.97

Race: 58 Mens C K1 500m Heat 2
 1 2 RDG O PEAKE 2:00.62
 2 5 CEL G BUGGY 2:02.77
 3 3 SDS C MCMORRIN 2:03.09
 4 1 ANK C FLEESON 2:06.41
 5 6 EAL C WILSON 2:12.40
 6 4 CLM T HEAD 2:19.85

Race: 78 Mens C K1 500m FINAL
 1 3 RLS A HERBENT 2:02.01
 2 5 RDG O PEAKE 2:04.28
 3 2 SOU F REVILLA 2:05.74
 4 4 CEL G BUGGY 2:06.84
 5 1 LIN D OLIVER 2:07.90
 6 6 SDS C MCMORRIN 2:08.62
 7 7 WOK J KEEBLE 2:10.41
 8 9 WEY P YATES 2:12.61
 9 8 ANK C FLEESON 2:14.98

Race: 142 Mens C K1 m FINAL
 1 1 SOU F REVILLA 43.77
 2 7 RLS A HERBENT 44.59
 3 6 RDG S BENNETT 45.25
 4 5 SDS C MCMORRIN 47.22
 5 8 LIN D OLIVER 47.54
 6 4 WOK J KEEBLE 48.11
 7 3 CLM T HEAD 49.00

Race: 193 Mens C K1 1000m Heat 1
 1 1 RDG O PEAKE 4:17.62
 2 3 WEY P YATES 4:24.73
 3 2 RLS A HERBENT 4:25.41
 4 5 WOK J KEEBLE 4:30.52
 5 7 ANK C FLEESON 4:31.84
 6 4 LBZ S WHITE 4:44.19

Race: 194 Mens C K1 1000m Heat 2
 1 3 CEL G BUGGY 4:27.34
 2 1 SDS C MCMORRIN 4:28.73
 3 7 LIN D OLIVER 4:29.34
 4 2 EAL C WILSON 4:34.79
 5 4 LBZ M WHITE 4:37.19

Race: 234 Mens C K1 1000m FINAL
 1 5 RDG O PEAKE 4:03.11
 2 3 CEL G BUGGY 4:17.12
 3 2 LIN D OLIVER 4:19.18
 4 7 SDS C MCMORRIN 4:19.65
 5 4 WEY P YATES 4:22.35
 6 1 ANK C FLEESON 4:22.82
 7 8 WOK J KEEBLE 4:26.16
 8 9 EAL C WILSON 4:29.27

Race: 106 Mens C/D K2 500m FINAL
 1 1 ANK FLEESON/RICKETTS 1:54.84
 2 4 SOU HINVEG/NICHOLSON 1:55.19
 3 2 FOX DABNEY/MCCARROLL 2:07.43
 4 6 LBZ CAMPBELL/COX 2:15.73
 CLM Howe/Head DNS

Race: 126 Mens C/D K2 200m FINAL
 1 4 ANK FLEESON/RICKETTS 43.57
 2 2 FOX DABNEY/MCCARROLL 47.82
 SOU Willis/Kent DISQ

Race: 257 Mens C/D K2 1000m FINAL
 1 5 ANK FLEESON/RICKETTS 4:06.26
 2 3 LBZ WHITE/WHITE 4:17.11
 3 4 LBZ CAMPBELL/COX 4:53.99

Class: MENS D

Race: 79 Mens D K1 500m FINAL
 1 1 EAL B SOREGI 2:11.73
 2 2 FOX O DABNEY 2:17.55
 3 4 FOX S MCCARROLL 2:19.40
 4 7 MAI T THOMPkins 2:23.14
 5 6 LBZ J COX 2:25.33
 6 8 BAN S RABY 2:30.22
 7 5 NOT P HENRY 2:36.57
 8 3 WEY C LUCK 2:43.43

Race: 143 Mens D K1 200m FINAL
 1 3 EAL B SOREGI 46.19
 2 2 FOX O DABNEY 48.70
 3 1 MAI T THOMPkins 50.50
 4 6 LBZ J COX 50.80
 5 5 FOX S MCCARROLL 51.80
 4 4 WEY C LUCK 52.48
 7 7 NOT P HENRY 52.65

Race: 235 Mens D K1 1000m FINAL
 1 5 EAL B SOREGI 4:37.90
 2 4 MAI T THOMPkins 4:46.80
 3 1 BAN S RABY 4:52.22
 4 3 LBZ J COX 4:57.71
 5 6 NOT P HENRY 5:24.63

Class: Masters A

Race: 51 Masters A K1 500m Heat 1
 1 4 SOU R KENT 2:03.41
 2 3 SOR N BLACKMAN 2:03.63
 3 5 NOR D PENDLE 2:05.38
 4 7 RUN P BROOKES 2:07.82
 5 1 SOU S WILLIS 2:08.58
 6 6 RIC C GAVIN 2:12.79
 7 2 WOR M HAWTHORN 2:18.86

Race: 52 Masters A K1 500m Heat 2
 1 1 WOR T PHILLIPS 2:01.60
 2 6 NOT R LITTLEWOOD 2:04.41
 3 2 NOT I LIVSEY 2:04.98
 4 5 BOA S MISSEN 2:06.82
 5 7 ANK S RICKETTS 2:09.26
 6 4 SOU L NICHOLSON 2:10.18
 7 3 BUR H BLACKMAN 2:10.71

Race: 74 Masters A K1 500m F
1 3 NOT R LITTLEWOOD 2:02.71
2 2 NOR D PENDLE 2:03.37
3 4 SOU R KENT 2:04.15
4 5 WOR T PHILLIPS 2:04.65
5 1 RUN P BROOKES 2:07.51
6 6 SOR N BLACKMAN 2:07.90
7 7 NOT I LIVSEY 2:09.80
8 8 BOA S MISSEN 2:10.63
9 9 SOU S WILLIS 2:13.95

Race: 89 Masters A/B K2 500m Heat 1
1 1 SOU WILLIS/KENT 2:02.48
2 7 CHE SWALLOW/ILLIDGE 2:05.01
3 3 WOR HOLMES/MORAN 2:06.40
4 4 RIC GAVIN/HAYNES 2:06.75
5 2 MAI JORDAN/BANNISTER 2:07.74
6 6 RIC NERCESSIAN/WATSON 2:09.72
7 5 BSF WRIGHT/BAKER 2:36.27

Race: 90 Masters A/B K2 500m Heat 2
1 1 WOR PHILLIPS/BROOKES (RUN) 1:54.73
2 5 BUR BLACKMAN/BLACKMAN (SOR) 1:59.25
3 3 NOT LIVSEY/LITTLEWOOD 2:03.30
4 4 WOR HAWTHORN/PARKER 2:08.84
5 2 BOA ESCOTT/ESCOTT 2:09.34
7 6 RDG DANIELS/SIMPSON 2:19.01

Race: 108 Masters A/B K2 500m F
1 3 NOT LIVSEY/LITTLEWOOD 1:52.81
2 5 WOR PHILLIPS/BROOKES (RUN) 1:52.87
3 4 BUR BLACKMAN/BLACKMAN (SOR) 1:55.26
4 6 SOU WILLIS/KENT 1:58.94
5 7 CHE SWALLOW/ILLIDGE 1:59.77
6 2 WOR HOLMES/MORAN 2:06.22
7 9 WOR HAWTHORN/PARKER 2:06.48
8 8 RIC GAVIN/HAYNES 2:09.01
9 1 MAI JORDAN/BANNISTER 2:11.24

Race: 138 Masters A K1 200m Final
1 2 SOU R KENT 44.75
2 4 NOT I LIVSEY 45.81
3 3 NOT R LITTLEWOOD 45.83
4 1 RUN P BROOKES 49.46

Race: 153 Masters 200m Final
1 1 LIN QUITTENTON/OLIVER/
OLIVER/MARSHALL 45.83
2 3 LIN JARRATT/CARTER/
MYLETT/TONNER 54.49

Race: 25 Masters & Mens C/D K4 500m Final
1 2 SOU KENT/NICHOLSON/
WILLIS/WILLIS 1:46.68
2 3 BUR

3 4 BOA DARLING/ESCOTT/
ESCOTT/MISSEN 1:51.51
4 1 SOU HINVES/REVILLA/
MILLEST/MILLEST 1:52.22
5 7 RIC WATSON/NERCESSIAN/
HAYNES/GAVIN 1:55.45
6 5 LIN QUITTENTON/OLIVER/
OLIVER/MARSHALL 1:55.82
7 9 RDG MIANPRIZE/RALPH/
DANIELS/SIMPSON 1:55.98
8 6 WOR HOLMES/MORAN/
CAVE/LEE 1:58.39
9 8 LIN JARRATT/CARTER/
MYLETT/TONNER 2:09.21

Race: 175 Masters K4 1000m Final
1 5 SOU KENT/NICHOLSON/
WILLIS/HINVES 3:47.76
2 3 LIN QUITTENTON/OLIVER/
OLIVER/BULLIVANT 3:48.96
3 7 BOA DARLING/ESCOTT/
ESCOTT/MISSEN 3:50.15
4 9 RIC WATSON/NERCESSIAN/
HAYNES/GAVIN 3:51.87
5 6 WOR HOLMES/MORAN/
WOOD/LEE 3:52.48
6 2 LBZ WHITE/WHITE/
CAMPBELL/COX 3:53.95
7 1 WEY MORLEY/BANNISTER - MAI 4:04.48
8 8 LIN JARRATT/CARTER/
CHILDERSTONE/HAWS 4:22.68

Race: 195 Masters A K1 1000m Heat 1
1 3 WOR T PHILLIPS 4:24.94
2 1 SOU R KENT 4:26.03
3 4 NOT I LIVSEY 4:26.97
4 5 RUN P BROOKES 4:28.94
5 6 BOA S MISSEN 4:29.69
6 2 SOU S WILLIS 4:31.80

Race: 196 Masters A K1 1000m Heat 2
1 4 SOR N BLACKMAN 4:26.93
2 2 NOR D PENDLE 4:29.36
3 1 NOT R LITTLEWOOD 4:36.66
4 6 ANK S RICKETTS 4:37.87
5 5 RIC C GAVIN 4:41.71
6 3 WOR M HAWTHORN 5:04.32

Race: 236 Masters A K1 1000m Final
1 2 NOR D PENDLE 4:10.42
2 6 SOR N BLACKMAN 4:10.68
3 5 WOR T PHILLIPS 4:11.87
4 4 SOU R KENT 4:11.98
5 9 NOT R LITTLEWOOD 4:12.01
6 8 BOA S MISSEN 4:14.26
7 3 NOT I LIVSEY 4:15.82
8 1 SOU S WILLIS 4:16.99
9 7 RUN P BROOKES 4:17.33

Race: 252 Masters A/B K2 1000m Heat 1
1 2 SOU WILLIS/KENT 4:14.67
2 3 RUN ILLIDGE/SWALLOW (CHE) 4:17.15
3 4 NOT LIVSEY/LITTLEWOOD 4:19.37
4 6 RIC GAVIN/HAYNES 4:24.59
5 5 BOA ESCOTT/ESCOTT 4:25.92

Race: 253 Masters A/B K2 1000m Heat 2
1 3 WOR PHILLIPS/BROOKES (RUN) 4:04.67
2 1 WOR HAWTHORN/PARKER 4:20.97
3 6 WOR HOLMES/MORAN 4:21.07
4 2 RIC NERCESSIAN/WATSON 4:26.32
5 5 MAI JORDAN/BANNISTER 4:52.33
6 4 BSF WRIGHT/GURNEY 5:31.16

Race: 268 Masters A/B K2 1000m FINAL
1 5 WOR PHILLIPS/BROOKES (RUN) 3:57.23
2 3 NOT LIVSEY/LITTLEWOOD 4:00.05
3 6 RUN ILLIDGE/SWALLOW (CHE) 4:02.19
4 4 SOU WILLIS/KENT 4:08.04
5 7 WOR HAWTHORN/PARKER 4:15.50
6 8 RIC GAVIN/HAYNES 4:18.68
7 2 WOR HOLMES/MORAN 4:19.39
8 9 RIC NERCESSIAN/WATSON 4:25.10
BOA Escott/Escott DNS

Class: Masters B

Race: 53 Masters B K1 500m Heat 1
1 1 WOR A HOLMES 2:13.42
2 9 BOA S DARLING 2:18.80
3 2 RIC T NERCESSIAN 2:19.74
4 8 RIC C HAYNES 2:22.18
5 4 WOR M MORAN 2:25.10
6 5 RDG K SIMPSON 2:25.55
7 6 BSF A WRIGHT 2:26.61

Race: 54 Masters B K1 500m Heat 2
1 1 BOA M ESCOTT 2:16.41
2 2 NOT M NADAL 2:17.13
3 8 WOR M BROWN 2:19.28
4 3 ADS N REEVES 2:21.95
5 5 MAI D JORDAN 2:22.66
6 6 MAI M BANNISTER 2:23.25
7 7 BOA J ESCOTT 2:23.77
8 4 BSF R BAKER 3:05.10

Race: 75 Masters B K1 500m F
1 4 BOA M ESCOTT 2:14.62
2 5 WOR A HOLMES 2:14.84
3 3 BOA S DARLING 2:16.03
4 6 NOT M NADAL 2:16.28
5 2 RIC T NERCESSIAN 2:19.63
6 1 RIC C HAYNES 2:21.21
7 7 WOR M BROWN 2:22.80
8 9 MAI D JORDAN 2:24.65
9 8 ADS N REEVES 2:26.65

Race: 139 Masters B K1 200m F
1 3 BOA M ESCOTT 48.42
2 5 BOA S DARLING 49.74
3 2 ADS N REEVES 52.40
4 1 WOR M BROWN 52.71
5 4 BSF A WRIGHT 54.37
6 6 BSF R BAKER 1:18.61

Race: 199 Masters B K1 1000m Heat 1
1 3 BOA M ESCOTT 4:44.05
2 2 RIC C HAYNES 4:46.33
3 5 RIC T NERCESSIAN 4:48.57
4 1 MAI D JORDAN 4:52.26
5 7 ADS N REEVES 4:57.80
6 6 MAI M BANNISTER 5:05.57
7 4 BSF A WRIGHT 5:14.60

Race: 200 Masters B K1 1000m Heat 2
1 5 NOT M NADAL 4:44.46
2 2 LIN S BULLIVANT 4:45.67
3 3 WOR M BROWN 4:47.28
4 7 BOA J ESCOTT 4:52.28
5 1 BOA S DARLING 4:56.21

Race: 237 Masters B K1 1000m F
1 4 NOT M NADAL 4:32.05
2 5 BOA M ESCOTT 4:34.40
3 6 LIN S BULLIVANT 4:36.26
4 3 RIC C HAYNES 4:36.54
5 2 RIC T NERCESSIAN 4:37.92
6 7 WOR M BROWN 4:40.59
7 8 MAI D JORDAN 4:41.86
8 9 BOA S DARLING 4:45.02
9 1 BOA J ESCOTT 4:45.53

Class: Masters C

Race: 55 Masters C K1 500m Heat 1
1 3 WOR J CAVE 2:20.23
2 1 ADS A DODSON 2:26.46
3 6 RDG P MAINPRIZE 2:28.99
4 2 LIN P JARRATT 2:31.48
5 5 ROY M FOSTER 2:38.75

Race: 56 Masters C K1 500m Heat 2
1 4 ANK D RICKETTS 2:21.88
2 2 NOT T WEBB 2:23.67
3 3 NOT P MIETUS 2:27.28
4 1 BSF P SURRAGE 2:28.94
5 5 RUN S NIXON 2:29.56

Race: 76 Masters C K1 500m F
1 4 ANK D RICKETTS 2:23.04
2 5 WOR J CAVE 2:23.87
3 3 ADS A DODSON 2:27.60
4 8 RDG P MAINPRIZE 2:29.91
5 1 RUN S NIXON 2:30.71
6 2 BSF P SURRAGE 2:31.18
7 6 NOT T WEBB 2:31.57
8 9 LIN P JARRATT 2:35.53
9 7 NOT P MIETUS 2:35.86

Race: 107 Masters C/D K2 500m F
1 2 LIN OLIVER/OLIVER 2:13.01
2 4 LIN JARRATT/CARTER 2:14.69
3 1 BSF SURRAGE/DROMARD 2:15.90
4 3 LIN TONNER/MARSHALL 2:17.65

Race: 127 Masters C/D K2 200m F
1 1 LIN OLIVER/OLIVER 49.39
2 3 LIN JARRATT/CARTER 49.98
3 2 LIN TONNER/MARSHALL 58.49

Race: 140 Masters C K1 200m F
1 2 ADS A DODSON 50.26
2 4 ANK D RICKETTS 50.53
3 8 LIN G CARTER 52.27
4 3 LIN R OLIVER 52.28
5 5 NOT T WEBB 55.15
6 1 LIN P JARRATT 57.56
7 7 BSF P SURRAGE 58.02
8 6 RUN S NIXON 59.28

Race: 197 Masters C K1 1000m Heat 1
1 3 WOR J CAVE 4:59.70
2 4 ANK D RICKETTS 5:01.18
3 1 NOT T WEBB 5:02.35
4 2 RUN S NIXON 5:08.31
5 5 ROY M FOSTER 5:15.81

Race: 198 Masters C K1 1000m Heat 2
1 3 ADS A DODSON 5:09.57
2 4 BSF P SURRAGE 5:12.51
3 1 NOT P MIETUS 5:13.57
4 2 LIN P JARRATT 5:14.68

Race: 238 Masters C K1 m F
1 5 WOR J CAVE 4:47.99
2 6 NOT T WEBB 4:53.77
3 4 ANK D RICKETTS 4:54.92
4 7 ADS A DODSON 4:57.40
5 3 RUN S NIXON 4:59.44
6 8 NOT P MIETUS 5:04.21
7 9 ROY M FOSTER 5:05.94
8 2 BSF P SURRAGE 5:08.19
9 1 LIN P JARRATT 5:08.39

Race: 254 Masters C K2 1000m FINAL
1 4 LIN OLIVER/OLIVER 4:41.20
2 1 LIN JARRATT/CARTER 4:42.18
3 3 BSF SURRAGE/DROMARD 4:43.30
4 2 LIN TONNER/MARSHALL 4:56.87

Class: Masters D

Race: 77 Masters D K1 500m F
1 3 LBZ D CAMPBELL 2:31.99
2 6 NOR G RICKS 2:35.15
3 5 LIN A MILES 2:40.70
4 2 LIN C TONNER 2:46.86
5 4 BAS H SMITH 2:47.84
TRE P.Roberts DNS

Race: 141 Masters D K1 200m F
1 2 TRE P ROBERTS 56.21
2 4 LIN A MILES 1:00.15
3 1 LIN C TONNER 1:04.07
4 3 BAS H SMITH 1:04.40

Race: 239 Masters D K1 1000m F
1 3 LBZ D CAMPBELL 5:04.84
2 5 NOR G RIX 5:05.09
3 4 LIN A MILES 5:22.16
4 1 LIN C TONNER 5:28.43
5 2 BAS H SMITH 5:32.50

Class: Mens B Canoe

Race: 26 Mens B C1 500m Heat 1
1 7 FLA J STYAN 2:12.27
2 4 RIC K YURKOWICH 2:18.30
3 8 RLS J VORBERGER 2:20.04
4 1 FLA G HUNT 2:22.00
5 6 IND M SANTOS COSTA 2:25.33
6 9 IND T MARSHALL 2:31.81
7 2 IND M JUMP 2:40.07

Race: 27 Mens B C1 500m Heat 2
1 5 RLS A SATERNUS 2:18.82
2 2 IND R JEFFRIES 2:21.63
3 9 IND J HOYES 2:27.88
4 8 IND M SOLLARS 2:33.33
5 7 WEY R ETHERIDGE 2:34.96
6 4 WEY A BONHAM 2:37.62
7 1 LBZ M MARTIN 2:38.08
8 6 BSF R DROMARD 3:39.00

Race: 48 Mens B C1 500m FINAL 1
 1 5 FLA J STYAN 2:10.41
 2 4 RIC K YURKWICH 2:13.72
 3 3 RLS J VORBERGER 2:14.93
 4 6 RLS A SATERNUS 2:16.35
 5 2 FLA G HUNT 2:19.97
 6 7 IND R JEFFRIES 2:21.95
 7 8 IND M SANTOS COSTA 2:22.89
 8 1 IND J HOYES 2:23.21
 9 9 IND T MARSHALL 2:29.95

Race: 49 Mens B C1 500m FINAL 2
 1 5 IND M SOLLARS 2:32.41
 2 3 LBZ M MARTIN 2:33.10
 3 4 WEY R ETHERIDGE 2:34.95
 4 6 WEY A BONHAM 2:35.87
 5 7 IND M JUMP 2:53.03
 6 2 BSF R DROMARD 3:32.57

Race: 109 Mens B C1 200m Heat 1
 1 8 IND R SIKORSKI 49.43
 2 3 RIC K YURKWICH 49.47
 3 7 FLA J STYAN 50.31
 4 4 RLS J VORBERGER 51.43
 5 1 IND M SANTOS COSTA 52.18
 6 5 IND M JUMP 56.28
 7 9 IND J HOYES 56.36
 8 2 WEY A BONHAM 56.71
 9 6 CLM L SUTTLE 1:27.55

Race: 110 Mens B C1 200m Heat 2
 1 5 FLA G HUNT 50.98
 2 1 IND M SOLLARS 55.48
 3 8 WEY R ETHERIDGE 55.83
 4 6 IND R JEFFRIES 56.41
 5 7 IND T MARSHALL 56.80
 6 4 LEI B BOLTON-WAUGH 59.65
 7 2 WOK R HART 59.90

Race: 125 Mens B C1 200m FINAL
 1 5 IND R SIKORSKI 49.50
 2 6 FLA J STYAN 49.68
 3 4 RIC K YURKWICH 50.61
 4 3 FLA G HUNT 52.43
 5 7 RLS J VORBERGER 52.73
 6 2 IND M SANTOS COSTA 53.68
 7 1 WEY R ETHERIDGE 57.50
 8 8 IND M SOLLARS 59.04
 9 9 IND M JUMP 1:04.31

Race: 181 Mens B C1 1000m Heat 1
 1 2 RLS A SATERNUS 4:43.16
 2 4 IND M SANTOS COSTA 4:54.29
 3 8 IND R JEFFRIES 5:00.93
 4 3 IND T MARSHALL 5:05.94
 5 5 IND M JUMP 5:09.68
 6 6 LBZ M MARTIN 5:30.07
 7 7 BSF R DROMARD 6:38.75

Race: 182 Mens B C1 1000m Heat 2
 1 1 IND R SIKORSKI 4:36.43
 2 2 FLA J STYAN 4:36.70
 3 8 RLS J VORBERGER 4:49.62
 4 5 FLA G HUNT 4:55.60
 5 6 PAN M MARSHALL 5:00.42
 6 7 IND J HOYES 5:00.80
 7 3 IND M SOLLARS 5:04.87
 8 4 WEY A BONHAM 5:27.61

Race: 201 Mens B C1 1000m FINAL
 1 5 IND R SIKORSKI 4:33.07
 2 4 FLA J STYAN 4:39.31
 3 6 RLS A SATERNUS 4:43.68
 4 3 RLS J VORBERGER 4:55.17
 5 2 FLA G HUNT 4:57.84
 6 7 IND M SANTOS COSTA 5:06.73
 7 9 IND R JEFFRIES 5:07.73
 8 1 IND J HOYES 5:13.37
 PAN M Marshall DNS

Race: 9 Mens B C2 500m FINAL
 1 4 FLA HUNT/STYAN 2:04.24
 2 1 RLS VORBERGER/SATERNUS 2:07.53
 3 3 IND JUMP/SANTOS COSTA 2:16.34
 4 6 IND HOYES/MARSHALL 2:18.88
 5 2 IND JEFFRIES/SOLLARS 2:19.32
 6 8 WEY BONHAM/GOHAR (RIC) 2:23.32
 7 7 WEY ETHERIDGE/LUCK 2:32.26
 8 5 LBZ MARTIN/CROOKS (CLM) 2:36.53

Race: 137 Mens B C2 200m FINAL
 1 4 FLA HUNT/STYAN 47.89
 2 3 IND JEFFRIES/SOLLARS 51.79
 3 2 IND HOYES/MARSHALL 52.66
 4 5 IND JUMP/SANTOS COSTA 52.72
 5 6 WEY ETHERIDGE/LUCK 59.76
 6 1 LBZ MARTIN/CROOKS (CLM) 59.94
 7 7 WOK RIPPINGTON/SUTTLE 1:14.10

Race: 260 Mens B C2 1000m FINAL
 1 7 FLA STYAN/TRAIN 4:21.07
 2 6 RLS VORBERGER/SATERNUS 4:25.20
 3 1 IND JUMP/SANTOS COSTA 4:33.80
 4 3 IND HOYES/MARSHALL 4:40.89
 5 5 WEY BONHAM/GOHAR 4:45.28
 6 4 IND JEFFRIES/SOLLARS 4:45.43
 7 2 LBZ MARTIN/CROOKS -CLM 5:16.54

Race: 71 Mens B C4 500m FINAL
 1 5 RIC JEFFRIES/SOLLARS/ SIKORSKI/YURKWICH (IND) 1:59.00
 2 7 IND HOYES/MARSHALL/ JUMP/SANTOS COSTA 2:07.56
 3 9 WEY ETHERIDGE/BONHAM/ LUCK/GOHAR (RIC) 2:16.07
 4 3 FLA STYAN/HUNT/ SHAW/TRAIN 2:17.87
 5 1 RLS SATERNUS/VORBERGER/ CROOKS/MARTIN (LBZ) 2:21.46

Race: 152 Mens B C4 200m FINAL
 1 1 IND JEFFRIES/SOLLARS/ YORKWICH/STYAN -RIC-F 44.11
 2 2 IND HOYES/MARSHALL/ JUMP/SANTOS COSTA 49.38
 3 4 FLA TRAIN/CROOKS/ MARTIN/SHAW -CLM-LBZ 50.73
 4 3 WEY LUCK/ETHERIDGE/ BONHAM/WATSON -RIC 52.94

Race: 226 Mens B C4 1000m FINAL
 1 5 IND SATERNUS/VORBERGER/ SIKORSKI/HUNT (RLS-IND) 3:53.44
 2 3 IND SANTAS COSTA/HAYES/ MARSHALL/JUMP 4:12.52
 3 7 IND STYAN/SHAW/ SOLLARS/JEFFRIES (FLA) 4:17.72
 4 9 LBZ MARTIN/CROOKS/ MARSHALL/BOLTON-WAUGH 4:25.61
 5 1 RIC BONHAM/ETHERIDGE/ LUCK/GOHAR (WEY) 4:25.84

Class: Junior Canoe

Race:8 Junior C4 500m FINAL
 1 3 FLA CALVERT/INGLES/ CRITCHLEY/SUTTLE (CLM) 2:15.96
 2 4 FLA CALVERT/INGLES/ CRITCHLEY/SUTTLE (CLM) 2:15.96
 3 2 FLA TRAIN/DUCK/ AVERY/BAILEY (RIC) 2:34.28

Race:70 Junior C2 500m FINAL
 1 2 FLA CRITCHLEY/CAYFORD (BSF) 2:28.63
 2 3 FLA OSBOURNE/CALVERT 2:29.37
 3 8 FLA DUCK/WORTHINGTON (RIC) 2:37.92
 4 5 FLA HEAD/TRAIN (BAN) 2:46.65
 5 1 CLM SUTTLE/RIPPINGTON (WOK) 2:51.20
 6 6 FLA INGLES/SHAW (FLA) 3:02.53
 7 7 FLA AVERY/WEIR (BAN) 3:08.59

Race:102 Junior C1 500m final 1
 1 2 BAN I WEIR 2:15.07
 2 6 FLA C CALVERT 2:17.72
 3 1 RIC M DUCK 2:19.57
 4 5 BSF A CAYFORD 2:22.60
 5 4 BAN R WEIR 2:27.32
 6 3 FLA M TRAIN 2:28.53

Race:103 Junior C1 500m Final 2
 1 5 FLA S SHAW 2:44.08
 2 1 CLM L SUTTLE 3:10.19
 3 4 FLA J CRITCHLEY 3:20.27
 4 3 FLA S INGLES 3:31.70

Race:154 Junior C2 1000m FINAL
 1 2 FLA WEIR/TRAIN (BAN) 4:14.45
 2 5 RIC DUCK/CAYFORD (BSF) 4:14.87
 3 3 FLA WEIR/CALVERT (BAN) 4:18.29
 4 8 CLM SUTTLE/RIPPINGTON (WOK) 5:29.51
 5 4 FLA OSBOURNE/SHAW 5:30.70
 6 1 FLA HEAD/INGLES 5:54.19
 7 7 FLA CRITCHLEY/WORTHINGTON 6:10.86
 BAN/FLA Chapman/Shaw DNS

Race:202 Junior C1 1000m FINAL
 1 1 BAN I WEIR 4:50.72
 2 4 FLA C CALVERT 4:55.92
 3 8 RIC M DUCK 5:00.17
 4 7 FLA M TRAIN 5:05.38
 5 6 BAN R WEIR 5:10.17
 6 2 BSF A CAYFORD 5:14.20
 7 5 FLA S SHAW 5:50.66
 8 3 FLA J CRITCHLEY 6:56.43

Race:256 Junior C4 1000m FINAL
 1 5 FLA WEIR/GAYFORD/ HEAD/WORTHINGTON (BAN-) 4:36.69
 2 7 WOK WEIR/SHAW/ OSBOURNE/RIPPINGTON (4:38.93
 3 1 RIC TRAIN/AVERY/ BAILEY/DUCK (FLA) 4:47.73

Class: Womens A

Race: 28 Womens A K1 500m FINAL
 1 9 NOT L WAINWRIGHT 1:55.30
 2 1 ROY J WALKER 1:57.20
 3 4 FLA J TRAIN 1:57.80
 4 3 ELM A. HEMMINGS 1:57.81
 5 5 WEY R CAWTHORN 1:58.97
 6 6 ELM L SAWERS 2:00.75
 7 7 RDG A COULSON 2:02.09
 8 8 NOT H.MASON 2:02.47
 9 2 SDS S BRAITHWAITE 2:05.76

Race: 113 Womens A K1 200m FINAL
 1 2 NOT L WAINWRIGHT 43.09
 2 6 WEY R CAWTHORN 45.77
 3 4 SDS S BRAITHWAITE 46.05
 4 5 ELM L SAWERS 47.15

Race: 216 Womens A K1 1000m FINAL
 1 2 WEY R CAWTHORN 4:05.76
 2 1 FLA J TRAIN 4:06.38
 3 5 ROY J WALKER 4:08.95
 4 3 ELM L SAWERS 4:10.85
 5 4 SDS S BRAITHWAITE 4:19.85

Race: 72 Womens A/B K2 500m FINAL
 1 5 ORS WALKER/HEMMINGS 1:50.58
 2 2 ORS COULSON/SAWERS 1:52.75
 3 4 ORS BRAITHWAITE/WAINWRIGH 1:54.83
 4 8 ORS CAWTHORN/MASON 1:55.38
 5 3 JRS EDMONDS/KING 1:55.55
 6 7 ORS LAWRENCE/TRAIN 1:55.73
 7 6 ORS HAWKIE/SPENCER 1:59.97
 8 1 IND TAYLOR/HANNAH (ELM) 2:03.88

Race: 135 Senior Womens K2 200m FINAL
 1 9 ORS CAWTHORN/MASON 42.11
 2 6 ORS COULSON/SAWERS 43.61
 3 1 ORS HAWKIE/SPENCER 43.93
 4 5 IND TAYLOR/HANNAH (ELM) 47.64
 5 3 LIN MYLETT/PIKE 1:02.12

Race: 248 Womens A/B K2 1000m FINAL
 1 1 ORS CAWTHORN/MASON 3:52.49
 2 6 ORS COULSON/SAWERS 3:52.72
 3 3 JRS EDMONDS/KING 3:59.24
 4 2 ORS HAWKIE/SPENCER 4:00.04
 5 5 IND HOOGESTEGE/HANNAH 4:22.03

Race: 91 Senior Womens K4 500m FINAL
 1 1 ORS CAWTHORN/MASON/ HEMMINGS/WALKER 1:41.54
 2 5 ORS WAINWRIGHT/BRAITHWAIT 1:43.97
 3 2 IND HANNAH/TAYLOR/ HAWKIE/SPENCER (ELM-EX) 1:50.89
 4 3 WOR CHURCHILL/MAUNDER/ MAUNDER/COTTERILL (NOT) 2:01.41
 5 4 NOR FRANKLIN/MORAN/ HICKS/SYKES (ANK-WOR) 2:04.50

Race: 151 Senior Womens K4 200m FINAL
 1 3 ORS CAWTHORN/MASON/ SAWERS/BRAITHWAITE 39.62
 2 2 IND TAYLOR/HANNAH/ SPENCER/HAWKIE (ELM-HE) 42.28
 3 1 WOR CHURCHILL/MAUNDER/ MAUNDER/COTTERILL -NO 47.87

Race: 266 Senior Womens K4 1000m FINAL
 1 1 IND HANNAH/HOOGESTEGE/ MILLEST/DILAI -RUN-SO 4:01.30
 2 2 WOR CHURCHILL/MAUNDER/ MAUNDER/COTTERILL (NOT) 4:02.35
 3 4 LIN QUITTENTON/TONNER/ MYLETT/PIKE 5:00.54

Class: Womens B

Race: 29 Womens B K1 500m FINAL
 1 1 WEY A EDMONDS 2:04.94
 2 4 RDG A KING 2:06.10
 3 2 EXE J HAWKIE 2:07.97
 4 7 SLP J EGAN 2:08.31
 5 9 HER C SPENCER 2:09.03
 6 3 NOT R SIKORSKI 2:10.00
 7 6 ELM N TAYLOR 2:12.13
 8 5 IND A HANNAH 2:13.59
 9 8 WOR O CHURCHILL 2:15.69

Race: 114 Womens B K1 200m FINAL
 1 3 NOT H MASON 46.13
 2 1 SLP J EGAN 46.84
 3 5 TRU J HAWKIE 48.74
 4 6 HER C SPENCER 49.42
 5 4 IND A HANNAH 49.87
 6 7 WOR O CHURCHILL 51.07
 7 2 ELM N TAYLOR 51.35

Race: 215 Womens B K1 1000m FINAL
 1 8 RDG A KING 4:14.77
 2 5 SLP J EGAN 4:18.41
 3 9 EXE J HAWKIE 4:18.79
 4 6 HER C SPENCER 4:18.93
 5 2 WEY A EDMONDS 4:23.62
 6 3 ELM N TAYLOR 4:28.64
 7 4 WOR O CHURCHILL 4:29.37
 8 1 IND A HANNAH 4:30.51

Class: Womens C

Race: 73 Womens C/D K2 500m FINAL
 1 5 RIC WEATHERALL/COOPE (RDG) 2:25.88
 2 3 WEY MONK/ACKERMAN 2:28.90
 3 4 ANK FRANKLIN/HICKS (NOR) 2:30.83
 4 6 ADS JACOBS/NEWMAN 2:33.54
 5 2 LIN MYLETT/PIKE 2:34.07
 WOR Hawthorn/Moran DNS

Race: 249 Womens C/D K2 1000m FINAL
 1 4 SOU MILLEST/MAUNDER (WOR) 4:46.30
 2 1 WEY MONK/ACKERMAN 4:56.27
 3 2 ANK FRANKLIN/HICKS (NOR) 4:57.11
 4 3 LIN MYLETT/PIKE 5:13.49

BCU Flatwater Sprint Racing PENALTY POINTS

Int	Surname	Club	Class	Reg	2008		2007		2007		Total		
					May	Type	April	Sept	Type	July		Type	June
A	Herbent	RLS	MBK	0621							1	N	1
T	Humphries	ROY	BAK	2646				1	N				1
	Hunt	RLS	MBC		1	N							1
S	Holmes	WOR	GBK	1436			2	N					2
N	Hoogesteger	IND	WDK	5653				1	Z				1
C	Howe	CLM	MCK	3869	1	F							1
B	Irvine	RIC	MBK	5093							1	N	1
	Ingles	FLA	JJC	5585			1	F					1
	Jordan	MAI	BAK	4869	1	F							1
T	Jordan	MAI	WDK	5201				1	Z				1
D	Jordan	MAI	MCK	2564				1	Z				1
B	Keogh	SLP	BAK	4678						1	N		1
N	Kelly	RIC	WCK	3402						1	N	1	2
J	Kimble	WOK	WDK	5707				1	F				1
B	Keogh	SLP	MBK	1989			4	N					4
P	Lannighan	FOX	MBK	5745	2	N/F							2
M	Lambert	WEY	BCK	5354							1	N	1
B	Lawrence	BUR	MVB	1596							1	FR	1
M	Lawrence	LBZ	MBC	3295							1	N	1
P	Lannighan	FOX	MVA	5745			1	F					1
S	McCarrol	FOX	WDK	5675				1	F				1
	McCarroll	FOX	MCK	5675			1	N					1
C	McMorrin	SDS	MCK	5100			1	N					1
S	Madlicott	WEY	BDK	5642						1	N		1
B	Maloney	SLP	MAK	3411	1	C							1
T	Mainprize	RDG	BAK	5079							1	N	1
S	Marchetti	CEL	MBK	4832	2	C							2
P	Marshall	LIN	MVC	5666	1	N							1
M	Marshall	PAN	MBC	2466	1	F							1
M	Majchrzake	SLP	MAK	5254	3	C/N							3
S	Martin	RIC	MCC	2598						1	N		1
H	Mason	NOT	WAK	3876	1	N							1
F	Mitchell	CEL	BAK	4301			1	F					1
J	Morgan	WOR	WDK	0878	1	F							1
H	Monk	WEY	WDK	4265				1	N				1
R	Morrison	TRU	GDK	5554							1	N	1
J	Murphy	SLP	BBK	5013	1	C							1
E	Oxtoby	LBZ	GBK	5027				1	N				1
B	Parfitt	ELM	BAK	0605						1	N		1
S	Patterson	SDS	BAK	5051	1	F							1
D	Pendle	WOR	MVA	0252			1	F					1
T	Pendle	NOR	MBK	0308	2	N							2
T	Phillips	WOR	MVA	1950	1	N							1
S	Rippington	WOR	WDK	5094	1	C							1
P	Roberts	TRE	MVD	5799	1	F							1
J	Sawers	ELM	MAK	3663	2	N							2
M	Santos-Costa	IND	MBC	5775	1	N							1
J	Schofield	SOR	MAK	3864			1	N					1
H	Sealey	RDG	GDK	5351							1	N	1
C	Sears	ROY	MAK	2118	2	N	1	N					3
T	Sharpe	EXE	BAK	1901	1	F				1	N		2
S	Shaw	FLA	JCC	5589	1	F							1
T	Simmons	BOA	BAK	1216						1	N		1
K	Simpson	RDG	MVA	5472	1	N							1
J	Simmons	WEY	MAK	3894	1	N	1	N					2
R	Sikorski	IND	MBC	5457	3	N		1	N				4
M	Simms	NOT	MCK	5456	1	F							1
J	Staddon	ROY	BBK	5036				1	N				1

BCU Flatwater Sprint Racing PENALTY POINTS

Int	Surname	Club	Class	Reg	2008		2007		2007		Total				
					May	Type	April	Sept	Type	July		Type	June	Type	
B	Stead	RIC	MAK	4929							2				
J	Surrage	BSF	MBK	3479				1	N		1				
K	Trotter	ELM	GBK	5088						1	1				
C	Tonner	LIN	MVC	5360	1	N					1				
D	Terry	WEY	BAK	1193				2	L		2				
V	Towers	IND	WDK	5654			1	Z			1				
	Vorberger	IND	MBC		1	N					1				
R	Walkinshaw	BSF	BBK	4954			1	N			1				
J	Walker	ROY	WAK	0801	2	F/N					2				
B	Watkins	SLP	MAK	3778			1	N			1				
L	Watson	NOT	MBK	4470						1	1				
M	Walsh	WEY	MBK	1726			1	N			1				
M	Welch	WEY	BAK	2999					1	N	2				
M	Wibrew	MAI	MVB	2562			1	Z			1				
M	Wilkes	CLM	BBK	5029					1	N	1				
P	Wilkes	CLM	BBK	2270					1	N	1				
J	Wilshaw	CLM	MDK	4874			1	N			1				
S	White	LBZ	MCK	4810			1	N			1				
A	Wright	BSF	MVA	2116	1	N					1				
P	Wycherley	WEY	MAK	3893						1	1				
					60		26		25		28		31		164

Penalty Codes

B = Insufficient buoyancy
C = Incorrect colours
D = Dangerous conduct
F = Failure to start final

L = Offensive language
N = Wrong or no boat number
R = Failure to report for inspection
S = Unauthorised substitution